

Year 8 Homework Booklet


Name

Art Class

Art teacher

Pathway

Famous Artists



Flipped Learning- Bring in a print of a Cartier –Bresson Picture you would like to work from.

Homework - Find out about the artist. Complete the research page below.

Henri Cartier Bresson

Place of birth: _____ Date of birth: _____

What was his childhood background? _____

Importance to art history. How was his style unique? Did he introduce anything into the world of visual arts?

Bibliography

Where did you find out this information? List the books and websites you read in the box below.

Teacher feedback


Emerging

Developing

Consolidating

Secure

In the frame draw (or stick in) your favourite
Henri Cartier Bresson work.



Why did you pick this image?

Keywords to consider.....

Composition Tone Framing Decisive Moment

Flipped Learning - Bring in a print of an O’Keeffe Picture you would like to work from. **Homework** - Find out about the artist. Complete the research page below.

Georgia O’Keeffe

Place of birth: _____ Date of birth: _____

What was her childhood background? _____

Importance to art history. How was her style unique? What was interesting about how she painted flowers? What was interesting about how she used colour?

Bibliography

Where did you find out this information? List the books and websites you read in the box.

Teacher feedback

Emerging

Developing

Consolidating

Secure

Draw the other side of this Georgia O'Keeffe painting. Can you match the tones and textures? You can complete this using either graphite pencils or colour pencils.



Flipped Learning - Bring in a print of a Van Gogh picture you would like to work from.

Homework - Find out about the artist. Complete the research page below.

Vincent Van Gogh

Place of birth: _____ Date of birth: _____

What was his childhood background? _____

Importance to art history. How was his style unique? Did he introduce anything into the world of visual arts?

Bibliography

Where did you find out this information? List the books and websites you read in the box below.

Teacher feedback


Emerging

Developing

Consolidating

Secure

Can you draw like Van Gogh? On this page try and copy his drawing. Using a pencil, use lots of short marks to create texture.



Emerging	<p>Your artist research contains facts.</p> <p>You are able to draw a basic copy an art work.</p> <p>You understand the basic concepts of the artist's</p>
Developing	<p>Your artist research contains facts and some descriptive writing.</p> <p>You are able to draw a copy an art work . An attempt at tones and texture has been made.</p>
Consolidating	<p>Your artist research contains facts, descriptive writing and your opinion. The bibliography is complete. You have used more than one source in your research.</p> <p>You are able to draw a copy an art work successfully using tones</p>
Secure	<p>Your artist research contains facts, descriptive writing, critical analysis of your opinion. You are able to mention other artists in relation to your research. The bibliography is complete. You have used a range of resources.</p> <p>You are able to draw a copy an art work successfully using tones</p>



KO	Pathway A	Pathway B	Pathway C	Pathway D
Develop 1	DEVELOP 1 - I can develop my work by critically analysing a range of sources using descriptive writing, justifying my opinion, making connections with other artists	DEVELOP 1 - I can develop my work by critically analysing a range of sources using descriptive writing, justifying my opinion and making connections with other artists	DEVELOP 1 - I can develop my work by critically analysing an artwork using descriptive writing and justifying my opinion	DEVELOP 1 - I can develop my work by critically analysing an artwork using descriptive writing
Develop 2	DEVELOP 2 - I can develop my understanding of visual language by using other artists patterns, colours, materials, fonts, shapes and style in my critical analysis	DEVELOP 2 - I can develop my understanding of visual language by using other artists patterns, colours, shapes and style in my critical analysis	DEVELOP 2 - I can develop my visual understanding of an artist by using their style to creatively present my research	DEVELOP 2 -I can develop my visual understanding of an artist by using images of their work in my research