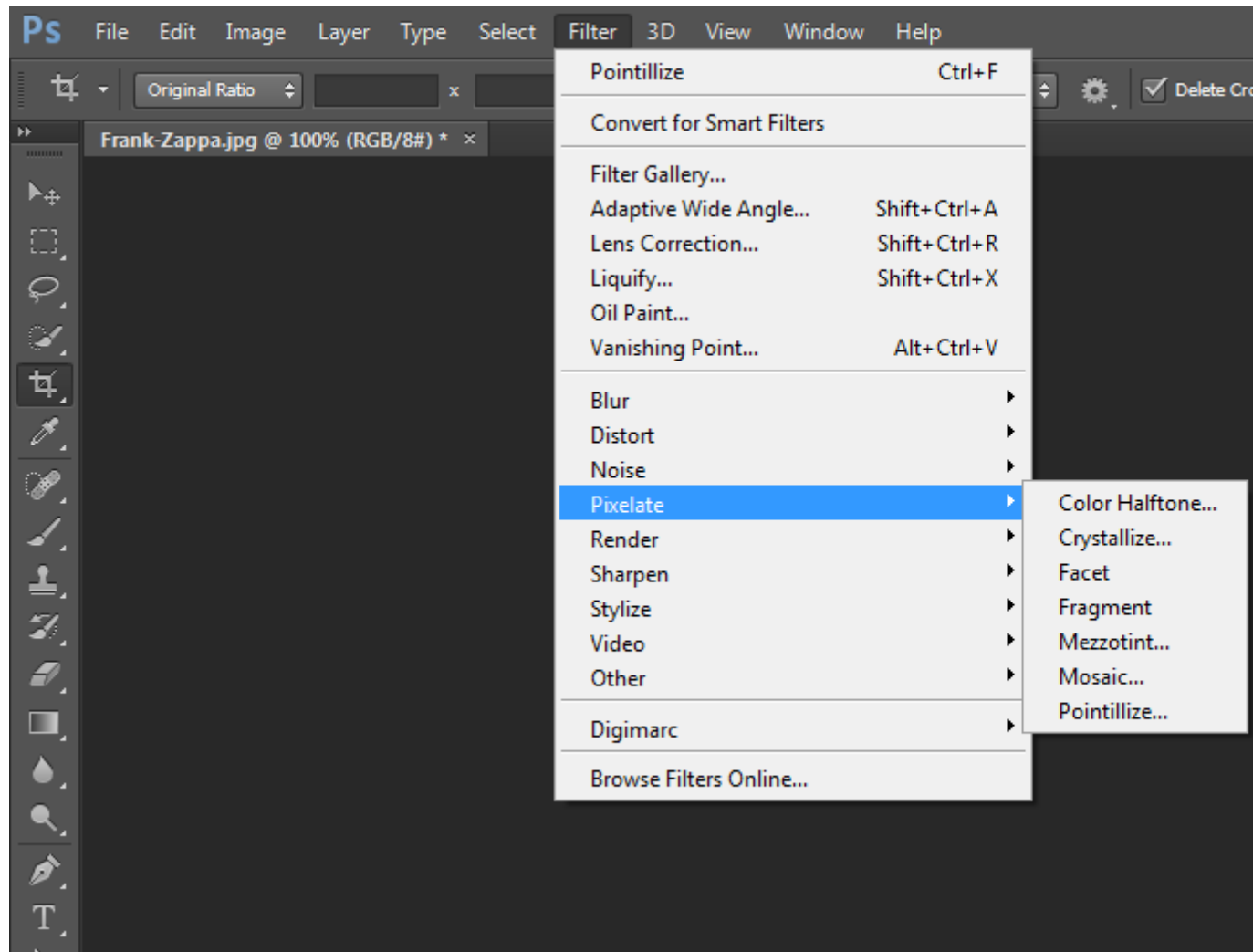


PHOTOSHOP FILTERS RELEATED TO THE THEME OF FRAGMENTS



PHOTOSHOP IS A VERY USEFUL TOOL FOR QUICK EXPERIMENTS WITH MANIPULATION OF IMAGERY.

USE YOUR OWN PORTRAIT (OR OTHER) IMAGES TO EXPERIMENT WITH THE DIFFERENT FILTERS ON PHOTOSHOP, SPECIFICALLY THE ONES IN THE PIXELATE MENU SEEN IN THE PICTURE. THESE ONES RELATE THE MOST TO THE FRAGMENTS THEME. THERE IS EVEN A FILTER CALLED FRAGMENT.

AFTER DOING THIS YOU CAN THEN USE THE FRAGMENTED IMAGES THAT YOU HAVE CREATED AS INSPIRATION FOR A DRAWING, PAINTING, PRINT, SCULPTURE... THE POSSIBILITIES ARE ENDLESS.

SEE NEXT PAGES FOR EXAMPLES OF THE FILTERS EFFECTS...



NO FILTER



COLOR HALFTONE



CRYSTALLIZE



FACET



FRAGMENT



MOSAIC



MEZZOTINT DOTS




MEZZOTINT LINES




MEZZOTINT STROKES



POINTILLIZE



POINTILLIZE



POINTILLIZE

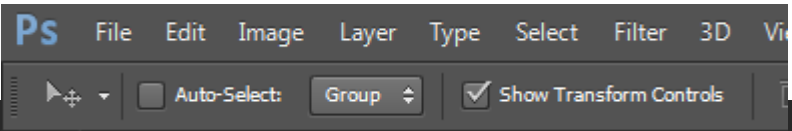
SELECTING THEN TRANSFORMING

RECTANGULAR MARQUEE TOOL.




MOVE TOOL TO DRAG SELECTION
AROUND.






CHECK SHOW TRANSFORM CONTROLS THEN YOU CAN RESIZE AND DISTORT THE SELECTION.

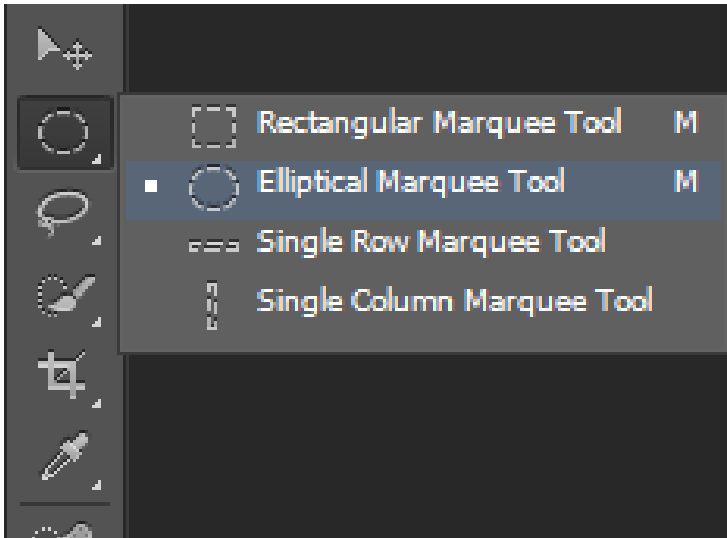


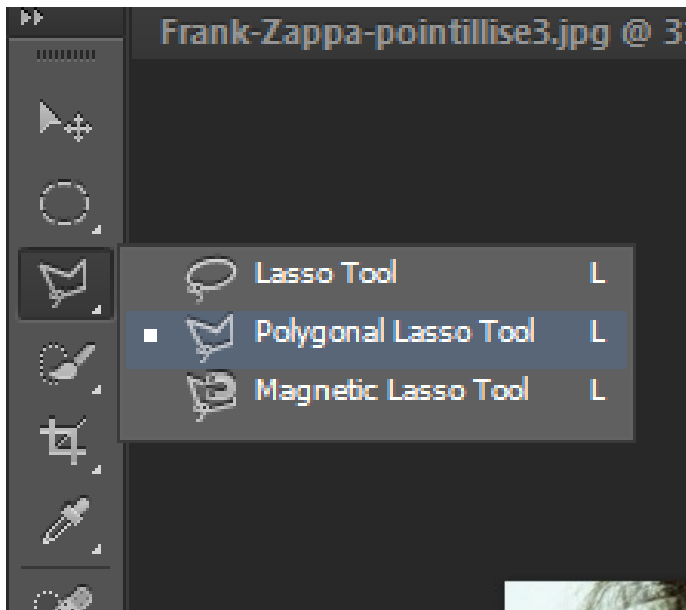


BEFORE





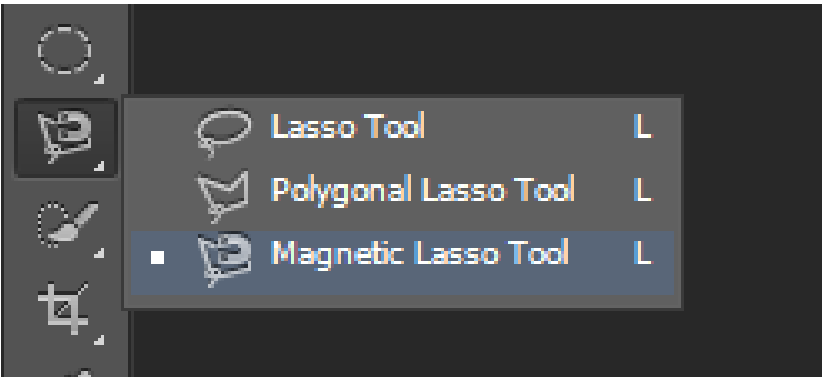
AFTER




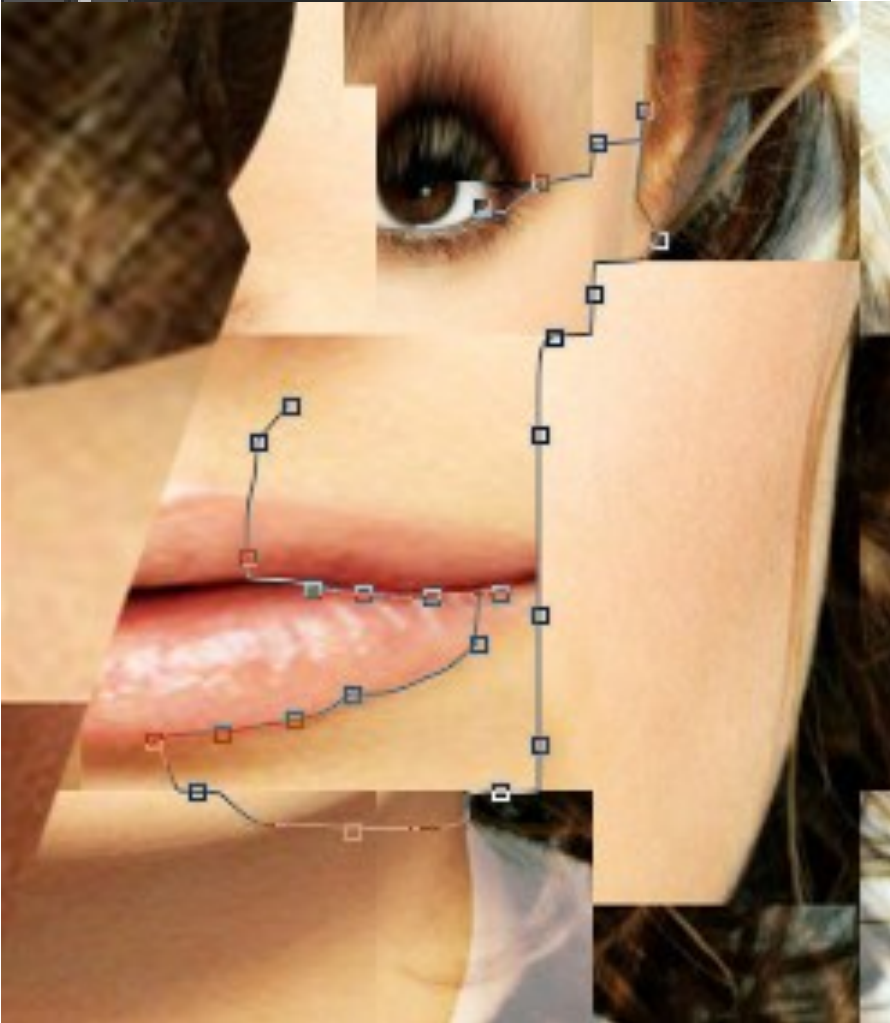


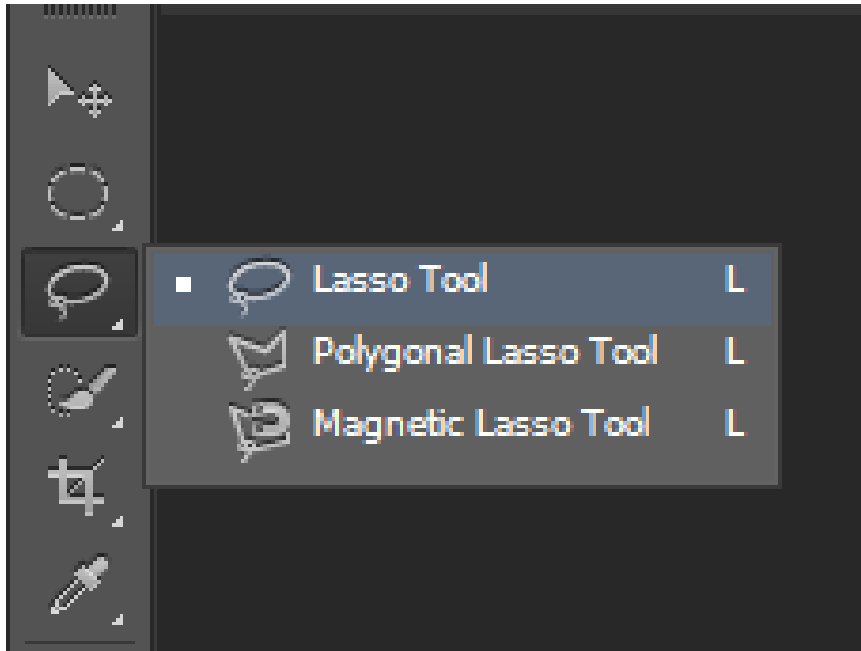
USE THE POLYGONAL LASSO TOOL TO SELECT AN AREA (LIKE WITH THE MARQUEE TOOL) WITH A STRAIGHT LINED GEOMETRIC SHAPE, ANYTHING STRAIGHT EDGED YOU CAN MAKE WITH THIS TOOL.







THE MAGNETIC LASSO TOOL, IS USEFUL IF YOU WANT TO SELECT A SPECIFIC AREA OF THE IMAGE AS WHEN YOU DRAW A LINE IT AUTOMATICALLY STICKS TO THE CLOSEST LINE IN THE IMAGE EG. THE MOUTHS OUTLINE.





THE LASSO TOOL LETS YOU BE ABSOLUTELY FREE WITH YOUR DRAWING FOR SELECTING AN AREA, IT COULD BE ANYTHING....



...LIKE A SMILEY FACE.

WITH ANY OF THESE SELECTION TOOLS IF YOU HOLD DOWN THE SHIFT BUTTON ON YOUR KEYBOARD (↑) YOU CAN ADD MORE DRAWINGS TO THE SELECTION, LIKE THE SEPARATE EYES AND MOUTH IN THE SMILEY FACE.